

INTRODUCTION

The Tobacco and E-cigarette Survey among Malaysian Adolescents (TECMA) 2016 is a nationally representative study which has been carried out to obtain the latest information on tobacco and e-cigarette/vape usage among Malaysian adolescents as there is no national study on this subject. The objectives of this study were to determine e-cigarette/vape usage, to assess student related knowledge and behaviour towards e-cigarette/vape usage and to determine the prevalence of dual users (tobacco and e-cigarette/vape users) among Malaysian adolescents.



**TECMA
2016
FACT SHEET**

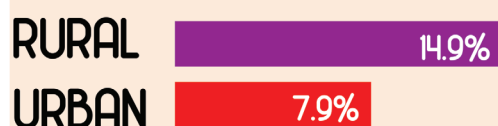
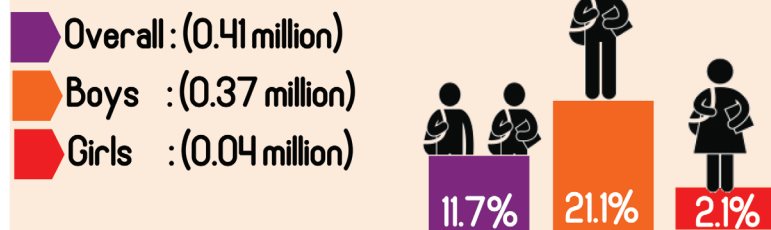


METHODOLOGY

A two-stage stratified cluster sampling design was used for this survey to produce a nationally representative data. The target population were school going adolescents. A total of 14,833 students from 130 schools from 15 states were selected. A self-administered questionnaire was used as a tool for this survey.

CIGARETTE SMOKING

CURRENT CIGARETTE SMOKERS



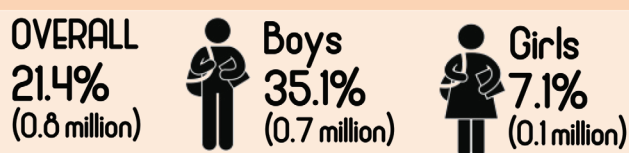
NUMBER OF CIGARETTES SMOKED PER DAY



PREVALENCE OF DAILY CURRENT CIGARETTE SMOKERS



EVER CIGARETTE SMOKERS

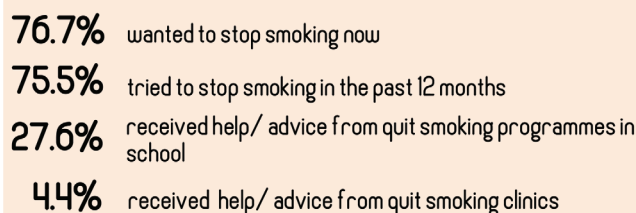


LEVEL OF NICOTINE DEPENDENCE AMONG CURRENT CIGARETTE SMOKERS



* Based on Heaviness of Smoking Index

SMOKING CESSATION INDICATORS AMONG CURRENT CIGARETTE SMOKERS



ACCESSIBILITY



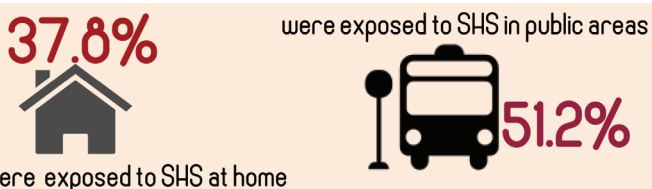
SOURCE



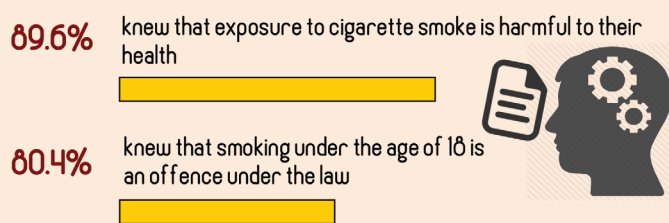
COST



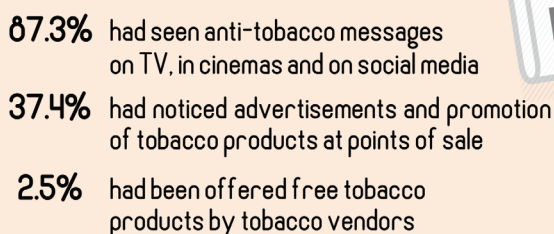
EXPOSURE TO SECOND HAND SMOKE (SHS) IN THE PAST 7 DAYS



KNOWLEDGE & ATTITUDE ABOUT CIGARETTE SMOKING



MEDIA & ADVERTISING



E-CIGARETTE | VAPE

CURRENT E-CIGARETTE/VAPE USERS

9.1% (0.30 million) were current users of e-cigarettes / vape

The prevalence was higher among boys (16.0% - 0.25 million) as compared to girls (2.8% - 0.05 million)

40.9% used e-cigarettes / vape once a day

33.9% used 2-5 times a day

SOURCES FOR OBTAINING E-CIGARETTES/VAPE



43.3% : from friends

17.5% : purchased from shops/ kiosks/ shopping malls

15.0% : given by someone else

EVER E-CIGARETTE/VAPE USERS

The prevalence was higher among boys

19.1% (0.71 million) had ever tried using e-cigarettes / vape

29.5% 0.56 million

8.3% 0.15 million as compared to girls

REASONS FOR INITIATING E-CIGARETTES/VAPE

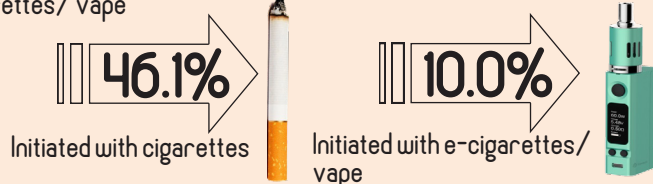
- ✓ **77.3%** : liked the TASTE & SMELL of the e-cigarettes/ vape
- ✓ **63.8%** : wanted to experiment with e-cigarettes/ vape
- ✓ **63.6%** : thought that e-cigarettes/ vape was safer than tobacco cigarettes

DUAL USERS (E-CIGARETTES/VAPE)

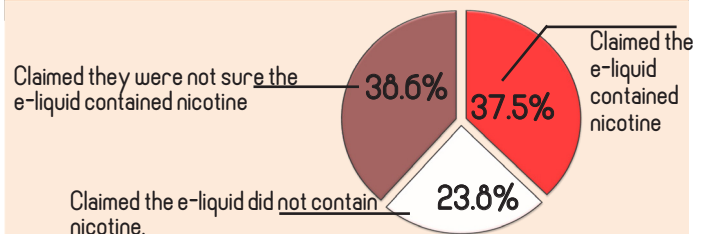
The prevalence of current dual users was... **5.2%** (0.17 million)



44.0% Concurrent initiation of cigarettes and e-cigarettes/ vape



PERCEPTION OF NICOTINE CONTENT

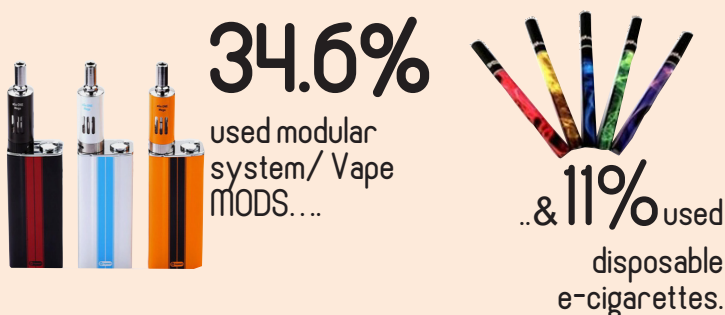


AWARENESS & PERCEPTION OF E-CIGARETTES/VAPE

58.9% were aware and read on the danger of e-cigarettes/ vape from posters/ pamphlets

41.1% thought that e-cigarettes/ vape and cigarettes were equally harmful

TYPES OF E-CIGARETTES/VAPE USED



COST OF USING E-CIGARETTES/VAPE PER MONTH AMONG CURRENT USERS

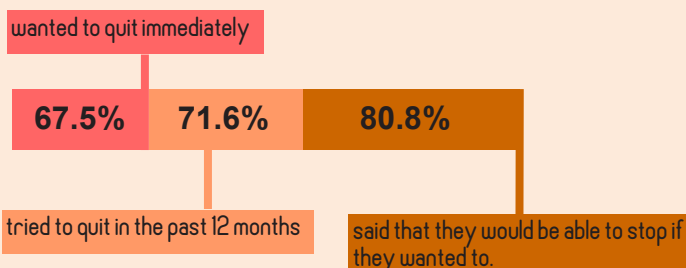
34.9% never bought e-cigarettes/ vape

23.9% users spent less than **RM50 per month**

14.5% users spent RM50.00 - RM100.00



CESSATION INDICATORS AMONG CURRENT USERS



SHISHA

CURRENT SHISHA USERS

3.5% of students (0.13 million)

BOYS 5.5% (0.10 million)

GIRLS 4.4% (0.03 million)



EVER SHISHA USERS

10.6% (0.4 million)

BOYS 15.3% (0.3 million)

GIRLS 5.7% (0.1 million)